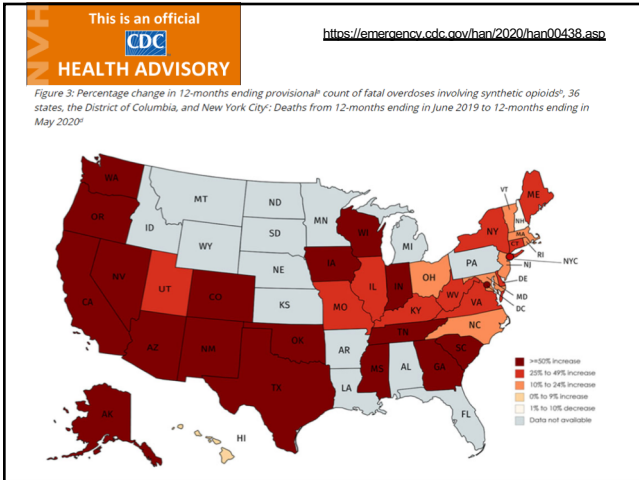


Arizona Substance Abuse Partnership
 Thursday, February 4, 2021

Update on Arizona’s Opioid Crisis

Feb. 4, 2021

Sheila Sjolander, MSW
 Assistant Director, Prevention Services



Opioid Deaths 2019 & 2020

Confirmed through death certificates reported to ADHS Vital Records

Month	2019	2020*
January	105	142
February	81	118
March	105	157
April	103	144
May	110	181
June	89	210
Total Jan. - June	593	952

*Preliminary Reported as of 2/1/2021

Opioid Deaths 2019 & 2020

Confirmed through death certificates reported to ADHS Vital Records

Month	2019	2020*
July	133	220
August	128	194
September	129	134
October	128	144
November	118	128
December	130	43
Total July – Dec.	766	863

Year to Date Total	1359	1815
---------------------------	-------------	-------------

*Preliminary Reported as of 2/1/2021

Opioid Deaths by County

Confirmed through death certificates reported to ADHS Vital Records

County	# 2019	# 2020**	RATE per 100K 2020**
Cochise	15	27	20.66
Coconino	11	18	12.26
Maricopa	959	1222	27.98
Mohave	29	28	13.0
Navajo	*	15	13.18
Pima	210	307	29.45
Pinal	37	68	15.05
Santa Cruz	*	13	24.48
Yavapai	45	59	25.35

*Data is suppressed for counties with numbers fewer than 10

**2020 data is preliminary through 2/1/2020

Opioid Deaths by Age

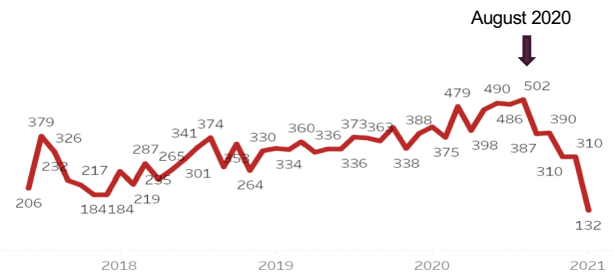
Confirmed through death certificates reported to ADHS Vital Records

Ages	2019	2020**
Under 15 years	*	14
15 to 24	227	338
25 to 34	362	561
35 to 44	300	376
45 to 54	203	274
55 to 74	188	189
65 to 74	57	52
75+	18	11

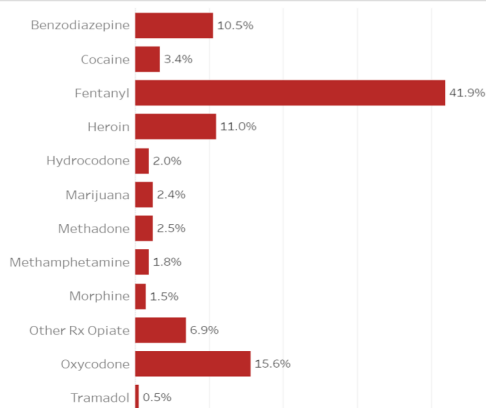
*Data is suppressed for age categories with numbers fewer than 10

**2020 data is preliminary through 2/1/2021

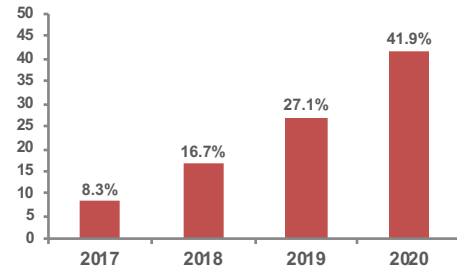
Verified Opioid Overdoses by Month June 2017 – January 29, 2020



Substances involved in verified opioid overdoses 2020

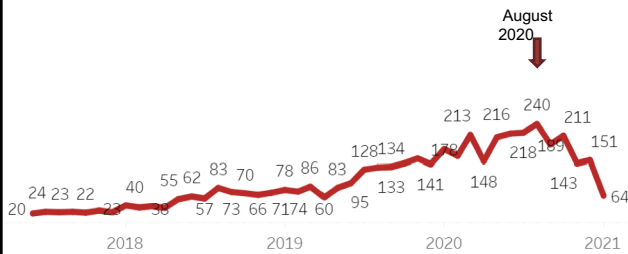


Percentage of Verified Overdoses with Fentanyl Involved, 2017 - 2020



Fentanyl Overdose Trends

Number of verified overdoses involving fentanyl peaked in August 2020**



*2017 is a partial year – data collection began June 15, 2017
 **2020 is through January 29, 2021; data is incomplete for recent months

Fentanyl involved in verified opioid overdoses 2020 By Age & Gender


Age	Female	Male
17 years & younger	3%	6%
18 – 24 years	6%	19%
25 – 44 years	14%	39%
45 – 64 years	5%	10%
65 years & older	0%	0%

Highlighted Actions



Find Your Joy


Snapchat ads



OPIOID ACTION PLAN, Version 2.0

July 2019 – June 2021

- Medication Assisted Treatment (MAT) Mentoring
- Emergency Department naloxone distribution
- Stigma reduction for pregnant and parenting women
- Social connectedness campaign



For more information:
azhealth.gov/opioid
www.azdhs.gov/oarline/

Questions/Comments:
azopioid@azdhs.gov
sheila.sjolander@azdhs.gov

