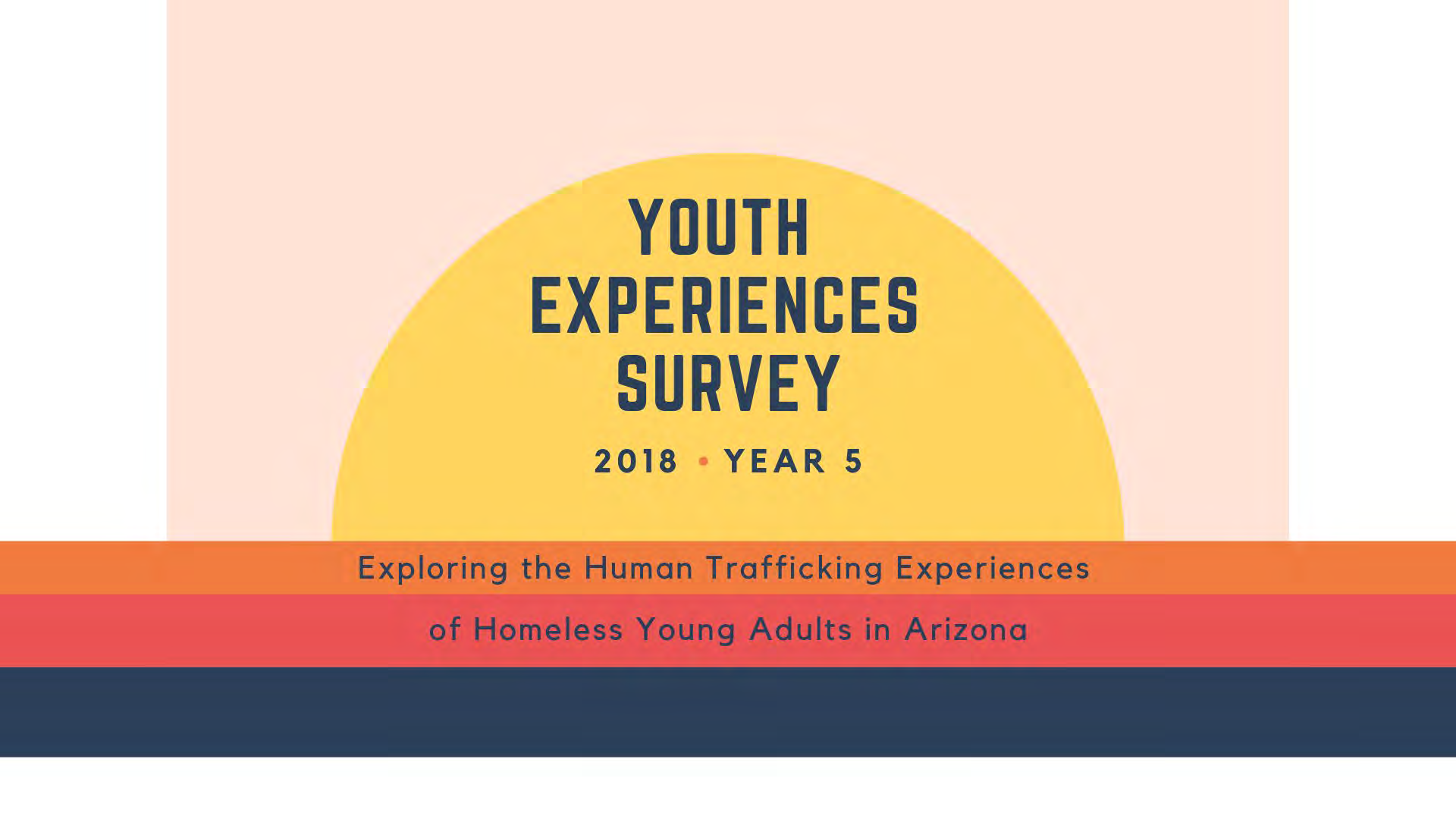


Governor Ducey's Arizona Human Trafficking Council

Full Council Meeting
April 9, 2019





YOUTH EXPERIENCES SURVEY

2018 • YEAR 5

**Exploring the Human Trafficking Experiences
of Homeless Young Adults in Arizona**

ACKNOWLEDGEMENTS

This study was funded by The McCain Institute for International Leadership, UMOM New Day Centers, and the Arizona State University Office of Sex Trafficking Intervention Research.



ACKNOWLEDGEMENTS

A special thank you to the agencies that took place in the 2018 Youth Experiences Survey data collection.



ourfamily services



one.n.ten
Today's Youth. Tomorrow's Future.



NATIVE AMERICAN CONNECTIONS

2018 YES STUDY

5

5th year of
data collection
2014-2018

PURPOSE

- To explore the life experiences of homeless young adults, ages 18-25, in the State of Arizona.
- To explore the vulnerabilities that place this population at risk for sex and labor trafficking.

DEFINITIONS

SEX TRAFFICKING

A situation in which a commercial sex act is induced by force, fraud, or coercion, or in which the person induced to perform such act has not attained 18 years of age.

(TVPA, 2000)

DEFINITIONS

LABOR TRAFFICKING

The recruitment, harboring, transportation, provision, or obtaining of a person for labor or services, through the use of force, fraud, or coercion for the purpose of subjection to involuntary servitude, peonage, debt bondage, or slavery.

(TVPA, 2000)

DEFINITIONS

HOMELESS YOUNG ADULTS

- 18-25 years of age.
- Chronically or intermittently homeless.
- Living in transitional shelter or temporary situations such as "couch surfing", living in hotels, abandoned houses or other unsafe/unstable housing situations.

Sources: (National Healthcare for the Homeless Council, 2014; Wood et al., 2003)

METHODOLOGY

- 10-day data collection period in July 2018.
- Anonymous paper-and-pencil surveys completed by participants of 4 agencies.
- Participants received \$5 gift card for participation and a local resource list.

PARTICIPANTS



43% from Tuscon

57% from Phoenix

PARTICIPANTS



20.8
Years
Average Age



50.8%

Male

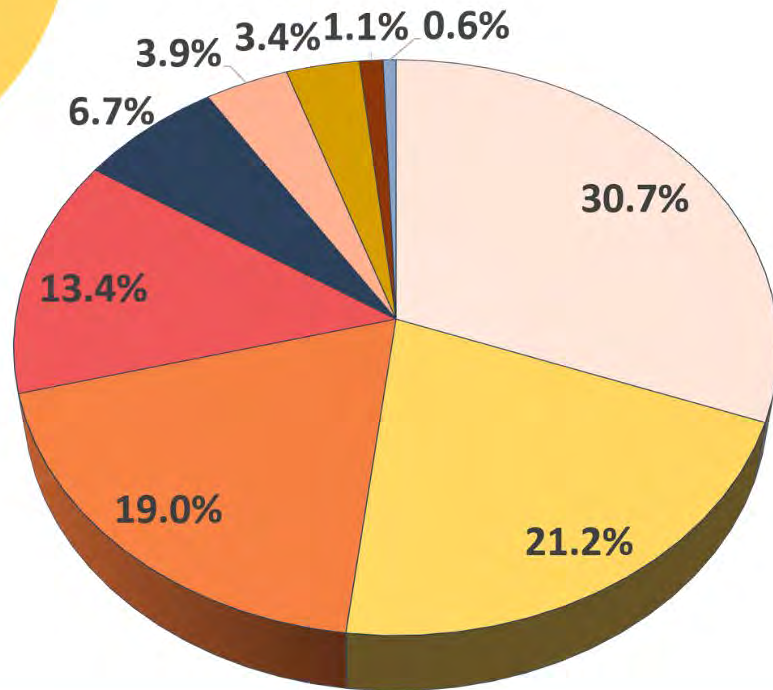
41.3%

Female

7.3%

Other
Gender

PARTICIPANTS



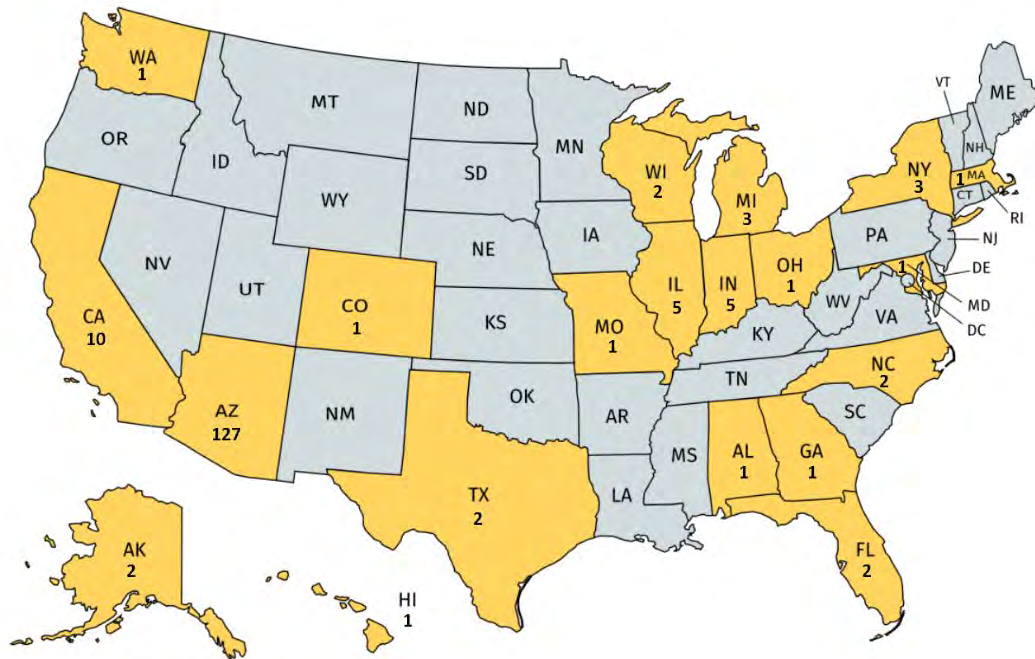
ETHNICITY

- Caucasian
- Hispanic
- African American
- Biracial/Multiracial
- American Indian
- African/Caribbean
- Missing
- Asian/Pacific Islander
- Other

FINDINGS

N = 179

From Arizona
and 19 other
states



FINDINGS
N = 179



63.7%
Raised in AZ
(n = 114)

83.8%
Lived in AZ
more than 1 year
(n = 150)

FINDINGS
N = 179

HOUSING SITUATION



26.3%
Transitional
housing



25.7%
Streets



18.4%
Shelter



16.8%
Couch
surfing



1.7%
Hotel

FINDINGS
N = 179



DRUG USE

57% Reported drug use (n = 102)

13.9% Reported addiction to drugs (n = 24)

10.6% Reported addiction to alcohol (n = 19)

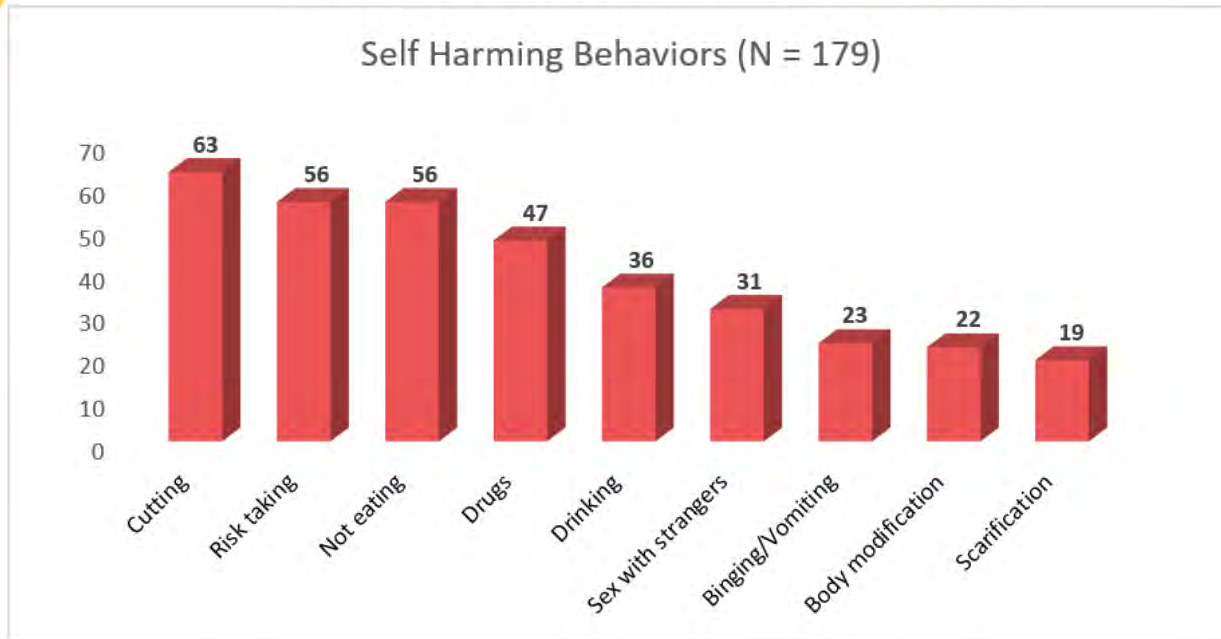
Average age of 1st drug use was **14.8** years old.

FINDINGS

N = 179

53.6%
reported
self-harming
behavior
(n= 96)

SELF-HARMING BEHAVIORS



FINDINGS
N = 179

MENTAL HEALTH CHALLENGES

68.7% reported a current mental health diagnosis (n = 123)

53.6% reported more than 1 mental health diagnosis (n = 93)

35.8% reported history of suicide attempts (n = 64)



FINDINGS

N = 179

MENTAL HEALTH CHALLENGES

Most commonly reported diagnoses included:

TOP REPORTED MENTAL HEALTH DIAGNOSES	#	%
Anxiety	89	49.7%
Depression	78	43.6%
ADD/ADHD	64	35.8%
Bipolar Disorder	58	32.4%
Post Traumatic Stress Disorder	34	19%

FINDINGS
N = 179

MEDICAL CHALLENGES

54.2% reported a current medical challenge (n = 97)

66.5% enrolled in AZ Health Care Cost Containment System (n = 119)



FINDINGS
N = 179

MEDICAL CHALLENGES

TOP REPORTED MEDICAL CHALLENGES

	#	%
Poor vision	45	25.1%
Asthma	44	24.6%

FINDINGS

N = 179

NEGATIVE LIFE EXPERIENCES

Run away from home
n = 85, 47.5%

Emotional abuse by parent/guardian
n = 81, 45.3%

Bullied by school peers
n = 79, 44.1%

Foster care/group home
n = 73, 40.8%

Academic difficulty
n = 69, 38.5%

Harassment by peers
n = 68, 38%

Negative contact with law enforcement
n = 66, 36.9%

Dating violence
n = 63, 35.2%

Involvement in the Juvenile Justice System
n = 58, 32.4%

Expelled from school
n = 58, 32.4%

Physical abuse by parent/guardian
n = 57, 31.8%

Sexually abused as a child (12-under)
n = 44, 24.6%

Special education classes
n = 42, 23.5%

Sexually abused as a teenager (13-17)
n = 38, 21.2%

Residential treatment
n = 37, 20.7%


Gang affiliation
n = 29, 16.2%

Worked in adult entertainment industry
n = 14, 7.8%

FINDINGS

N = 179

ADVERSE CHILDHOOD EXPERIENCES (ACE)



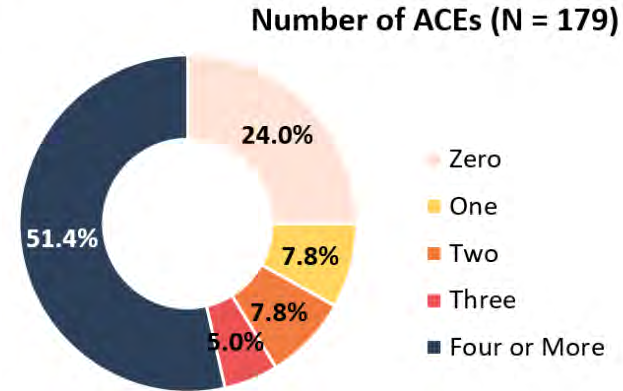
FINDINGS N = 179

ADVERSE CHILDHOOD EXPERIENCES (ACE)

The number of ACEs reported ranged from 0 to 10
(M = 4, SD = 3.36)

44.7% experienced between
0 to 3 ACEs (n = 80)

51.4% experienced 4 or more
ACEs (n = 92)



FINDINGS
N = 179

62

(34.6%) participants reported a sex trafficking experience

as indicated by an affirmative answer to the following questions

FINDINGS
N = 179

SEX TRAFFICKING INCLUSION CRITERIA

1. Have you ever been compelled, forced, or coerced to perform a sexual act, including sexual intercourse, oral or anal contact for: money, food, clothing, drugs, protection, or a place to stay?
2. Do you currently have a person who encourages/pressures/forces you to exchange sexual acts for money, drugs, food, a place to stay, clothing or protection?
3. In the past, has anyone encouraged/pressured/forced you to exchange sexual acts for money, drugs, food, place to stay, clothing or protection?

FINDINGS
N = 179

SEX TRAFFICKED HOMELESS YOUNG ADULTS

(n = 62)

Average age of 1st sex trafficking victimization:

17.1

years

29% reported being sex trafficked before age 18

(n = 18)

FINDINGS
N = 179

SEX TRAFFICKED HOMELESS YOUNG ADULTS

(n = 62)



29

Female

(39.2 % of total female sample)



29

Male

(31.9 % of total male sample)



4

Other Gender

(30.8 % of total male sample)

FINDINGS
N = 179

SEX TRAFFICKED HOMELESS YOUNG ADULTS

(n = 62)

51.6%

identified as LGBTQ (n = 32)

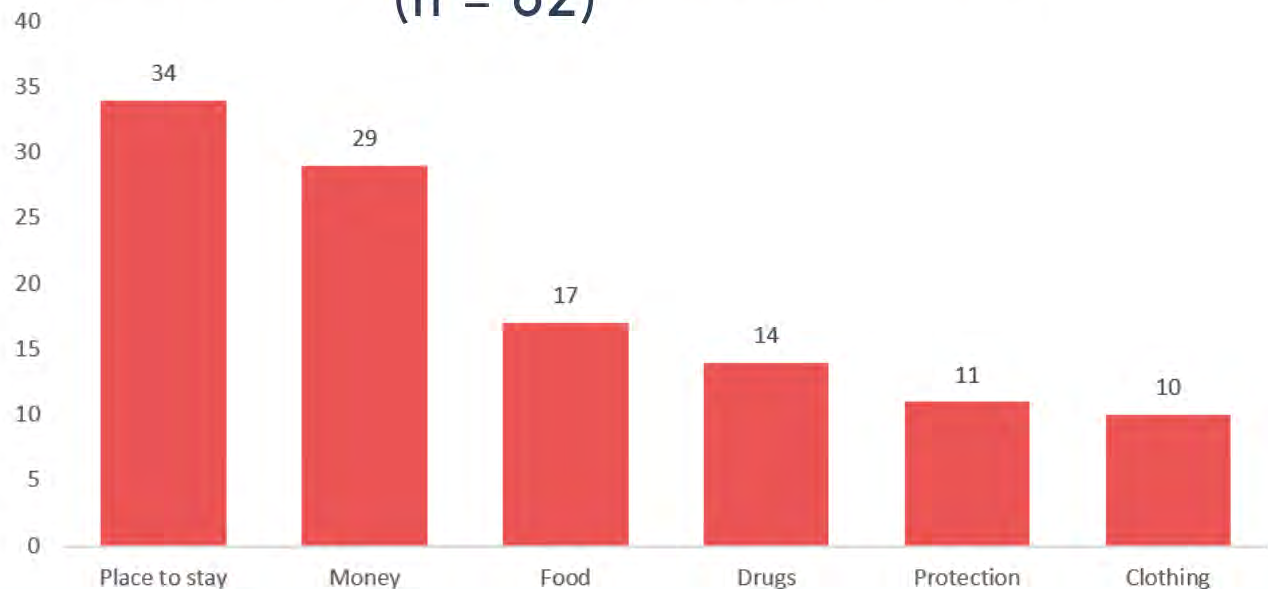
FINDINGS N = 179

SEX TRAFFICKED HOMELESS YOUNG ADULTS

(n = 62)

54 (87.1%) reported having a sex trafficker at some point in their experience.

8 (12.9%) reported that they are **currently** being sex trafficked.



FINDINGS N = 179

SEX TRAFFICKED HOMELESS YOUNG ADULTS (n = 62)

TECHNOLOGY

The use of **technology** for the purpose of the sex trafficking was identified by **half** of the sex trafficked group (n = 31).



Smart Phone	13.9%
Facebook	22.6%
Dating Sites	12.9%
Craigslist.com	11.3%
Pornographic Pics	11.3%
Backpage.com	9.7%

FINDINGS
N = 179

SEX TRAFFICKED VS NON-SEX TRAFFICKED COMPARISON

- 2.5x** more likely to report 4 or more ACEs
- 2x** more likely to identify as LGBTQ
- 3x** more likely to report a drug addiction
- 4x** more likely to report an alcohol addiction

FINDINGS
N = 179

SEX TRAFFICKED VS NON-SEX TRAFFICKED COMPARISON

- 3x** more likely to report self-harming behaviors
- 6x** more likely to be kicked out of home due to substance use
- 4x** more likely to report experiencing dating violence
- 4x** more likely to report sexual abuse before age 18